

2ND GRADE DIGITAL CITIZENSHIP

THAT'S PRIVATE

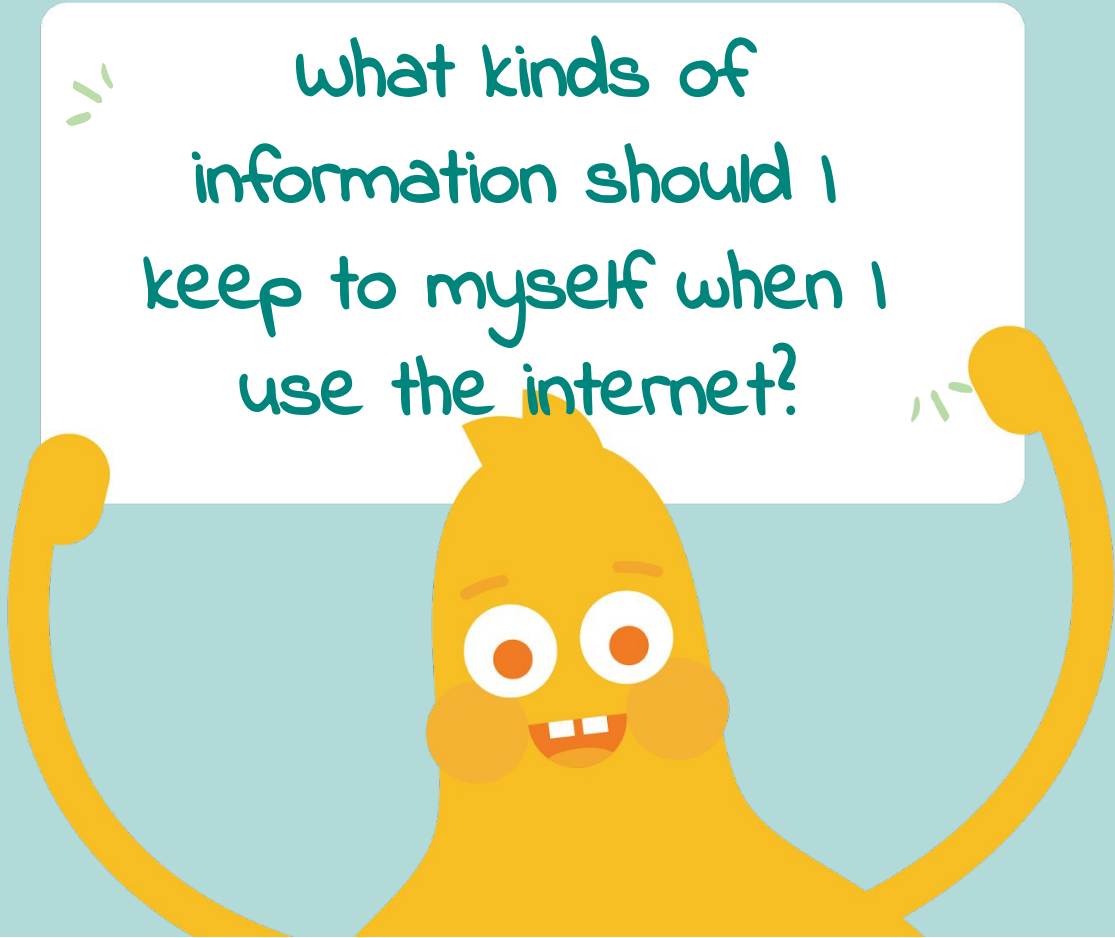


OBJECTIVES

By the end of this lesson, students will be able to:

- Recognize the kind of information that is private.
- Understand that they should never give out private information online.





what kinds of
information should i
keep to myself when i
use the internet?

Lesson




Private

Something that you should
keep to yourself





WARM UP



What kinds of things should we
not tell a stranger?



PRIVATE INFORMATION


Student Responses





Online

Using a computer, phone, or tablet to visit a website or app



Lesson Activities



GAME



Thumbs Up, Thumbs Down



OK to share



NOT OK to share



GAME

Your favorite ice cream flavor



OK to share



NOT OK to share




GAME

What you ate for dinner last night



OK to share



NOT OK to share



GAME



Your home address



OK to share



NOT OK to share



GAME

Your best friend's favorite movie



OK to share



NOT OK to share



GAME

Your mom's phone number



OK to share



NOT OK to share





GAME



Your password



OK to share



NOT OK to share

Lesson Activities


PART 1: KEEP IT PRIVATE

Directions

1. Draw an X through the sections that ask for private information. Then complete the rest of the form.

common sense education™

GRADE 2: THAT'S PRIVATE!

Keep It Private! 

NAME _____


DATE _____


Part I Directions:
Draw an X through the sections that ask for private information. Then complete the rest of the form.

Sign up for SongTube! Fill out this form to start making music!

Full Name		What kind of music do you like?		
<input type="text"/>	<input type="text"/>	<input type="checkbox"/> Pop	<input type="checkbox"/> Country	<input type="checkbox"/> Hip Hop
<small>First</small>	<small>Last</small>	<input type="checkbox"/> Rock	<input type="checkbox"/> Jazz	<input type="checkbox"/> Other
Nickname		Home Address		
<input type="text"/>		<input type="text"/>		
Birthdate		School Name		
<input type="text"/>		<input type="text"/>		
What is your favorite song?		Do you play an instrument? If yes, what do you play?		
<input type="text"/>		<input type="text"/>		
Upload Your Picture!		Parent /Caregiver Phone Number		
<input type="text"/>		<input type="text"/> - <input type="text"/> - <input type="text"/>		
<input type="button" value="Submit"/>				

Pause & Think Moment

 PRIVACY & SECURITY
We care about everyone's privacy.

commonsense.org/education
Shareable with attribution for noncommercial use. Remixing is permitted. 

1

KEEP IT PRIVATE: ANSWER KEY

TEACHER VERSION

common sense education
GRADE 2: THAT'S PRIVATE!

Keep It Private! 🦋

NAME _____
DATE _____

Part I Directions:
Draw an X through the sections that ask for private information. Then complete the rest of the form.

Sign up for SongTube! Fill out this form to start making music!

Full Name
First Last

Nickname

Birthdate

What is your favorite song?

Upload Your Picture!

What kind of music do you like?
☐ Pop ☐ Country ☐ Hip Hop
☐ Rock ☐ Jazz ☐ Other

Home Address

School Name

Do you play an instrument? If yes, what do you play?

Parent / Caregiver Phone Number
 - -

Submit

PRIVACY & SECURITY
We care about everyone's privacy.

commonsense.org/education
Shareable with attribution for noncommercial use. Remarking is permitted.

1


Lesson Activities

PART 2: KEEP IT PRIVATE


Directions

2. What is an example of something that is OK to share online? Draw about it.

3. Explain why it is important to not share private information online.

 common sense education®


GRADE 2: THAT'S PRIVATE

Keep It Private! 


NAME _____


DATE _____

What is an example of something that is OK to share online?
Draw about it.



Explain why it is important to not share private information online.

 **PRIVACY & SECURITY**
We care about everyone's privacy.

commonsense.org/education
Shareable with attribution for noncommercial use. Remixing is permitted. 


2

Lesson Extension

CHATTERPIX


Directions

1. Open the ***Chatterpix*** app
2. Take a photo of your drawing of what is OK to share online **OR** draw or take a picture of yourself that you can use to explain what is OK to share online.




CHATTERPIX

3. Draw a line where'd you like the drawing to speak.



4. Record your drawing sharing what is OK to share online.

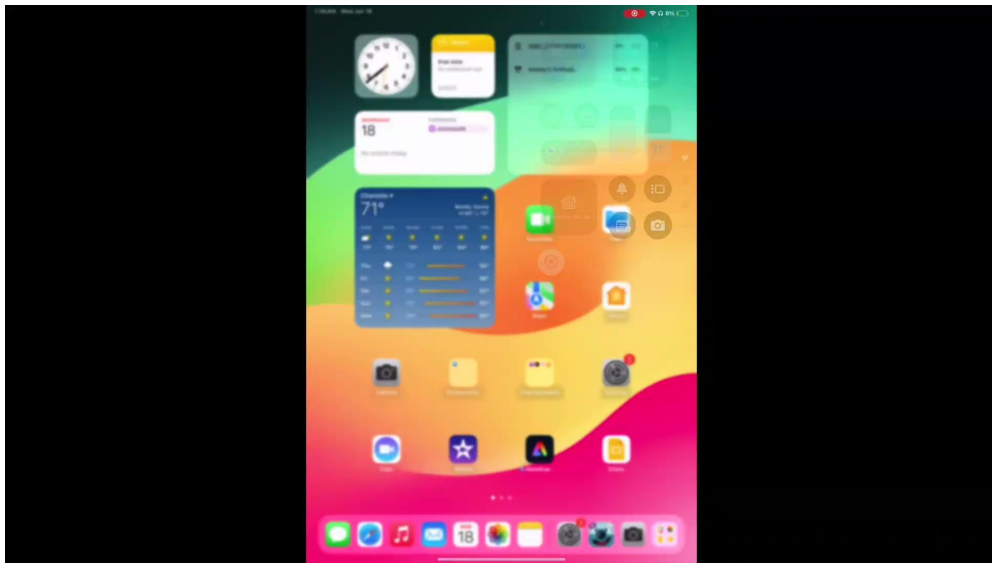


CONTROL ACCESS TO HARDWARE FEATURES


Directions

If the camera or microphone are not working when using the app...

1. Open the settings app.
2. Find the application.
3. Make sure the camera and microphone are on green.



We care about
everyone's privacy.



Family Activity

FAMILY ACTIVITY

GRADE 2: DIGITAL CITIZENSHIP FAMILY ACTIVITY

We the Digital Citizens 🌟



The internet can be fun, but it also requires responsibility, so your kid is learning how to be a safe, strong digital citizen! What does that mean? They're learning to ...


- Find fun, cool stuff online.
- Set limits on how much time they spend online.
- Keep personal information -- like their phone number and address -- private.
- Pause and think before searching, clicking, and sharing.
- Ask before they go online.
- Pay attention to their feelings and ask for help when they feel scared or confused about something they see online.



Check out the music video featuring our favorite digital citizenship friends!
Watch it together (turn on captions so you can see the lyrics), and sing along!
<https://www.common sense.org/education/videos/we-the-digital-citizens>

Now talk about this together:

1. What was your favorite part of the song? Why?
2. What rules do we have about using apps and going online?
3. What sites are OK to use?
4. What are the time limits? Make a list of safe sites and apps and your rules to put in a place where your whole family can see it!



EDUCATIONAL TECHNOLOGY SUPPORT TEAM

Rebecca Lehtinen

Executive Director, Educational Technology
rebeccaj.lehtinen@cms.k12.nc.us

Melody Lam

Program Manager, Technology Services
melodyc.lam@cms.k12.nc.us

Ashley Erb

Senior Manager, Educational Technology
ashleyp.erb@cms.k12.nc.us

Kristen Churchill

Support Manager, Educational Technology
kristen1.churchill@cms.k12.nc.us

Karen DeSantis

Support Manager, Educational Technology
karend.desantis@cms.k12.nc.us